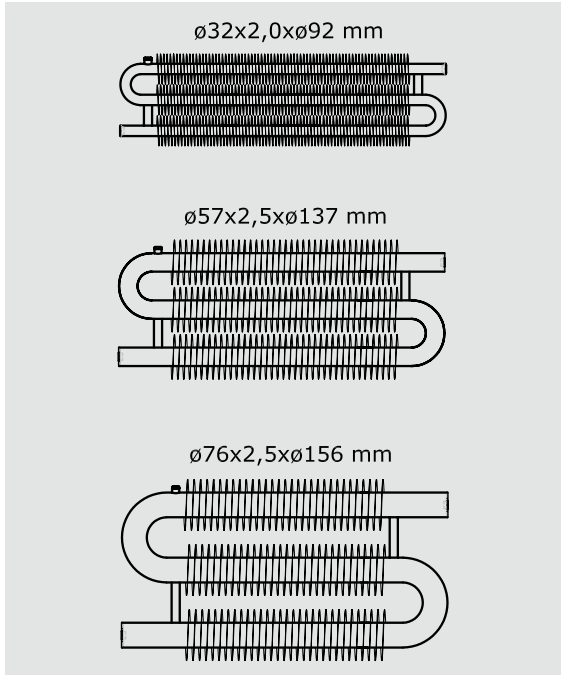
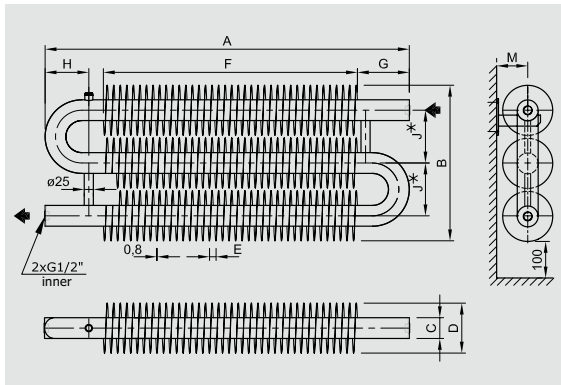




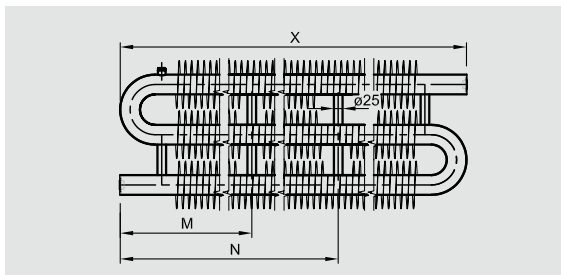
BASIC TYPES



SKETCH



SUPPORTING ELEMENTS



RAO3-W (ø 32 mm)

length of spiral X [mm]	M	N	Number of consoles
500-2900	0	0	2 pcs
2901-4500	X/2	0	3 pcs
4501-6000	1/3 X	2/3 X	4 pcs

RAO3-W (ø 57 mm a ø 76 mm)

length of spiral X [mm]	M	N	Number of consoles
500-3000	0	0	2 pcs
3001-4500	X/2	0	3 pcs
4501-6000	1/3 X	2/3 X	4 pcs

TECHNICAL INFORMATION

Material	Standard:	steel tubes with air-relief valve G 3/8" ø 32 × 2,0 × ø 92 mm, lead of spiral 10 mm ø 57 × 2,5 × ø 137 mm, lead of spiral 18 mm ø 76 × 2,5 × ø 156 mm, lead of spiral 20 mm width of steel fins 0,8mm
	Stainless steel, Hot-dip galvanized:	per order, see page 21
Connection threads	inner G1/2"	
Lengths	500 mm – 6 000 mm (with step of 100 mm)	
Operating conditions	Hot water system:	forced circulation
	Max. operating temperature:	120 °C
	Operating overpressure:	1,0 MPa
	Test overpressure:	1,3 MPa
The radiator is designed for ambient temperature from 2 to 40 °C and relative humidity from 20 to 70 °C.		
Colour	snow white RAL 9016, white RAL 9010; colours based on the RAL colour card (extra charge)	
Atypical design options	Connection threads G3/4", G3/8", G1"	
	Lead of spiral from 10–30 mm (12–30 mm) with step 2 mm	
	Loose ends can also be used for gravity circulation. Everything based on the customer's approved technical documentation.	

TABLE OF DIMENSIONS

RAO3-W	Dimensions [mm]												
	A	B	C	D	E	F	G	H	I	J	K	L	M
ø 32 × 2,0 × ø 92 mm	500-6000	282	32	92	10	A-220	110	85	-	190	-	-	60
ø 57 × 2,5 × ø 137 mm	500-6000	427	57	137	18	A-300	150	120	-	290 (350*)	-	-	85
ø 76 × 2,5 × ø 156 mm	500-6000	556	76	156	20	A-380	190	165	-	400 (390*)	-	-	95

Note: ø 32 × 2,0 × ø 92 [mm] – diameter of tube × thickness × diameter of winding [mm]

* Dimensions valid for stainless steel design

HEATING OUTPUTS

RAO3-W	TEMPERATURE GRADIENT	LENGTH [mm] / OUTPUT Q [W]								
		500	1000	1500	2000	2500	3000	4000	5000	6000
ø 32×2,0×ø 92 mm	90/70/20 °C	539	1331	2129	2820	3511	4151	5581	7001	8420
	75/65/20 °C	425	1050	1680	2225	2770	3275	4404	5523	6643
	70/55/20 °C	344	850	1360	1801	2242	2651	3565	4471	5378
	55/45/20 °C	219	540	865	1145	1426	1686	2267	2843	3419
ø 57×2,5×ø 137 mm	90/70/20 °C	584	1483	2382	3318	4171	5133	6990	8841	10449
	75/65/20 °C	461	1170	1879	2618	3291	4050	5515	6975	8244
	70/55/20 °C	373	947	1521	2119	2664	3279	4465	5647	6674
	55/45/20 °C	237	602	967	1348	1694	2085	2839	3590	4244
ø 76×2,5×ø 156 mm	90/70/20 °C	607	1503	2399	3351	4265	5185	7066	9023	10567
	75/65/20 °C	479	1186	1893	2644	3365	4091	5575	7119	8337
	70/55/20 °C	388	960	1532	2140	2724	3312	4513	5763	6749
	55/45/20 °C	247	610	974	1361	1732	2106	2870	3665	4291

Note: Temperature exponent n=1,3

Hot-dip galvanized surface treatment reduces heating output by ~10 %, stainless steel by ~35 %.

VOLUME OF WATER AND WEIGHT

RAO3-W	Length X [mm]	500	1000	1500	2000	2500	3000	4000	5000	6000
ø 32×2,0×ø 92 mm	Weight [kg]	7	15,2	23,4	31,5	39,6	47,7	65,5	83,3	101,1
	Volume [l]	1,0	1,9	2,8	3,8	4,7	5,6	7,5	9,3	11,2
ø 57×2,5×ø 137 mm	Weight [kg]	14,0	28,0	44,0	60,0	75,0	90,0	120,0	150,0	180,0
	Volume [l]	3,4	6,4	9,5	12,6	15,6	18,7	24,8	31,0	37,1
ø 76×2,5×ø 156 mm	Weight [kg]	17,1	32,6	49,6	66,5	83,8	100,1	130,0	167	197,6
	Volume [l]	6,6	12,4	18,1	23,9	29,7	35,5	47,0	58,6	70,1

Note: Radiator weight without heating fluid

CODE EXAMPLE

ZRAO3	57	137	100	W	01
SPIRAL type	ø tube [mm]	ø winding [mm]	length [cm]	on the wall	colour code

Ordering, see the page 22