


# Carme

An elegant heating unit and, at the same time, a fully functional designer piece which will find its place in your bathroom and beyond. Carme is also available in electric versions.

Material	steel cover steel pipes $\varnothing$ 20 mm steel profiles 30x30 mm
Connection threads	4xG1/2"
Testing overpressure	1,3 Mpa
Max. operating overpressure	1 Mpa
Max. operating temperature	95 °C



1.







2.

1. Carme - Ruby S34 [28] with a magnetic rail / 2. Carme with middle connection - Antique gold S36 [48]

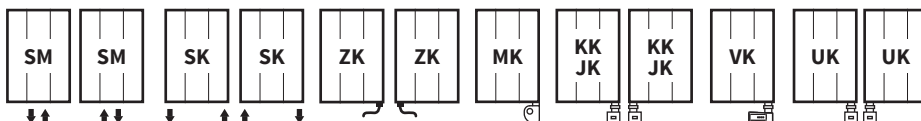
## Custom-Made Radiator

Modification options	Carme
Surface treatment	colour
Height range [mm]	NO
Length range [mm]	NO
Change dimension	NO
Combined/electric version	YES/YES
Standard connection (SK)	STANDARD
Middle connection (SM)	YES (additional charge)
Side connection (SB)	NO

## Accessories

-  Electric regulators page 86
-  Colour ref. chart page 104
-  Bath. accessories page 82
-  Thermostatic packs page 89

## Connection Options

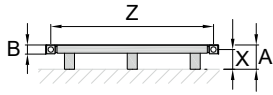


The type of connection must be specified in the order; for more information see page 96, positions 13 and 14.

Height (H)	Length (L) [mm]	Depth (B)	Weight	Water capacity	Temperature exponent	Output 75/65/20°C	Power input Z heat. rod, Mini PW, Whistle, Stone	Power input KTX 3	Connection span (Z)	White RAL 9016	Electric
code	[mm]	[mm]	[kg]	[l]	[-]	[W]	[W]	[W]	[mm]		
DCAR 1143 0605	32	15,3	5,0	1,249	438	400	400	570	✓	✓	
DCAR 1543 0605	32	20,3	6,6	1,244	604	600	600	570	✓	✓	
DCAR 1703 0605	32	22,0	7,1	1,244	620	600	600	570	✓	✓	

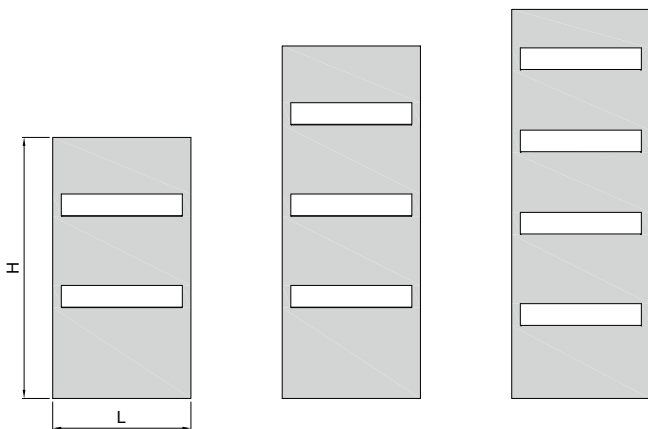
Ordering procedure page 96 / The weight of radiator is listed without water and package.

## Mounting



Type	X [mm]	A [mm]
Metal brackets	69-79	85-95

## Type height (H) / length (L) [mm]



H: 1143  
L: 0605

H: 1543  
L: 0605

H: 1703  
L: 0605



Carme - Ruby S34 [28]  
with a magnetic rail